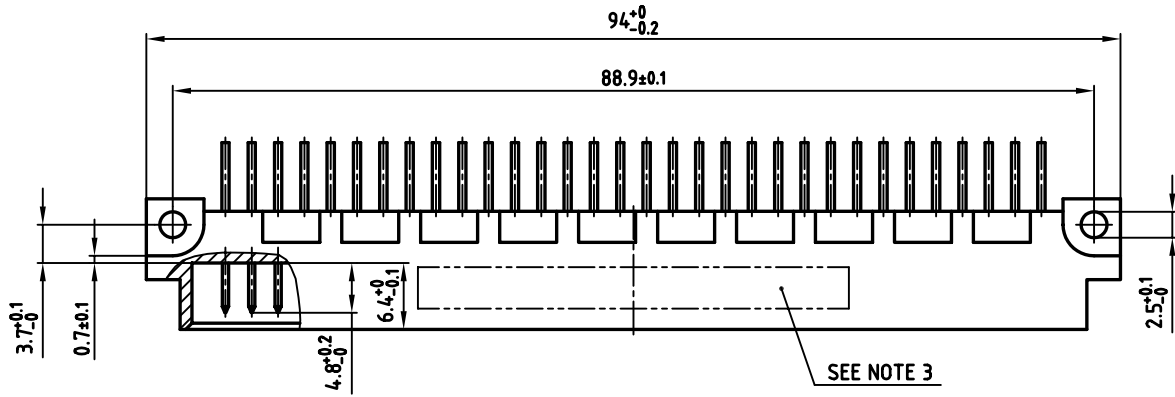
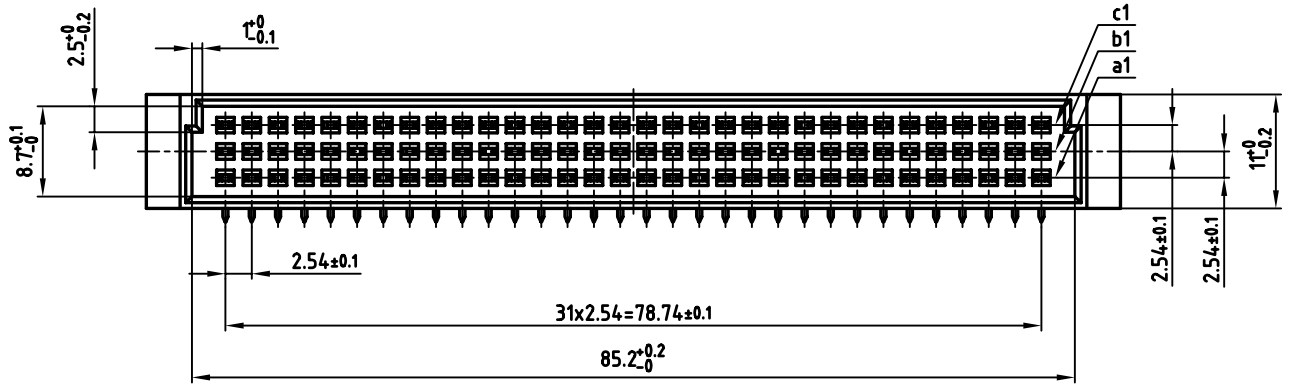


used for: DIN EN 60603 TYPE "C"



SEE NOTE 3

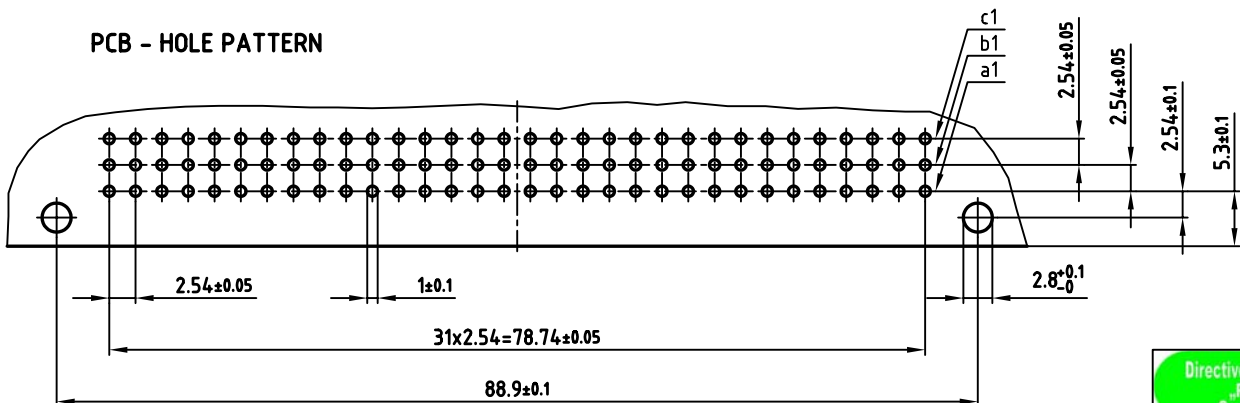
(b)

PLATING	PART-NO.
7µ" HARD GOLD OVER min. 50µ" NICKEL	121A10149X
23µ" HARD GOLD OVER min. 50µ" NICKEL	121B10149X
47µ" HARD GOLD OVER min. 50µ" NICKEL	121C10149X

NOTES:

- INSULATORS: PBT GF UL 94 V-0, GREY
- (b) CONTACTS: COPPER ALLOY
PLATING: SEE TABLE
- CONNECTOR IS PART MARKED: PART-NO. CONEC Y/WW

PCB - HOLE PATTERN



APPROVAL # FREIGABE # DEBLOCAGE # AUTORIZACION # APPROVAL

CUSTOMER APPROVAL DATE:

NAME: TITLE:

COMPANY NAME:

APPROVAL # FREIGABE # DEBLOCAGE # AUTORIZACION # APPROVAL

THIS DRAWING MAY NOT BE COPIED OR REPRODUCED IN ANY WAY, AND MAY NOT BE PASSED ON TO A THIRD PARTY, WITHOUT WRITTEN PERMISSION. OWNERSHIP AND COPYRIGHT OF CONEC GMBH DO NOT ALTER CAD DRAWING BY HAND

2 x b	Ä 1743	04.03.2003	Parej
rev.	description	date	name

tolerance	dim. in mm		
2003	date		
drawn	27.02.	name	Schmidt
appd.	27.02.	name	Kühle
norm	DIN EN 60603		
d-old			

scale: 2:1

material: SEE NOTES

title: MALE CONNECTOR TYPE "C"
96pos. angled

dwg no: AutoCAD 2000 DIN-A 3

12K1A239

part no: SEE TABLE

sh: 1/1